


EL

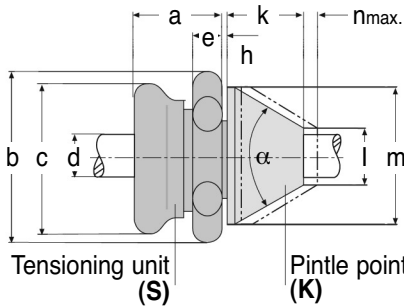
COUPLINGS

Easylock® Fast Action Clamping System

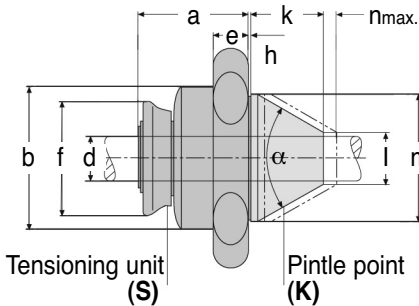
Clamping Pintle



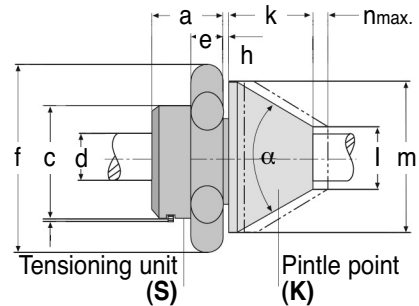
EL11-10 to EL11-22



EL111-25 and EL111-30



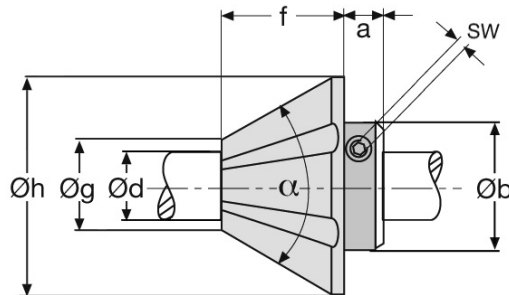
EL11-35 to EL11-40



Part Number	Tensioning Unit (S)										Pintle Point (K) $\alpha = 60^\circ$					Price Each
	$\varnothing d$	a	$\varnothing b$	$\varnothing c$	e	$\varnothing f$	g	h	n max.	Tension (N)	Weight (kg)	k	$\varnothing l$	$\varnothing m$	Weight (kg)	
EL11-10-S-00+K-60	10	37	90	59	15			5	12	400	0.45	33	11	47	0.03	£256.14
EL11-15-S-00+K-60	15	37	90	59	15			5	12	700	0.42	37	16	54	0.06	£236.58
EL11-20-S-00+K-60	20	46	90	75	15			1	16	1000	0.65	42	21	59	0.07	£267.61
EL11-22-S-00+K-60	22	46	90	75	15			1	16	1000	0.62	42	23	63	0.08	£287.47
EL111-25-S-00+K-60	25	63	127	67	20	86	-	2	18	1800	0.72	42	30	74	0.12	£337.40
EL111-30-S-00+K-60	30	63	127	67	20	86	-	3	18	2800	0.76	50	35	89	0.22	£350.05
EL11-35-S-00+K-60	35	65	140	-	26	95	3.5	4	20	4000	2.16	59	40	105	1.50	£506.29
EL11-40-S-00+K-60	40	70	180	-	26	110	3.0	4	23	5000	3.24	69	45	117	0.54	£591.79

Fixed pintle (F)

(for other side of shaft)



Part Number	$\varnothing d$	a	$\varnothing b$	SW	f	$\varnothing g$	$\varnothing h$	$\alpha = 60^\circ$ Weight kg	Price Each
EL11-10-F-70	10	10	32	3	33	11	47	0.12	£68.50
EL11-15-F-70	15	12	40	4	37	16	54	0.20	£82.37
EL11-20-F-70	20	12	45	4	42	21	59	0.27	£77.84
EL11-22-F-70	22	12	45	4	42	23	63	0.27	£99.85
EL111-25-F-70	25	12	50	4	42	30	74	0.35	£84.68
EL111-30-F-70	30	12	56	4	50	35	89	0.49	£84.34
EL11-35-F-70	35	12	63	4	59	40	105	0.75	£131.38
EL11-40-F-70	40	14	70	5	69	45	117	1.14	£131.55

Prices are for fixed pintle only. The torque between shaft and roll/spool is transmitted through the fixed pintle only.

Material

Main Body: Steel (EL11), Plastic (Polyamide) (EL111).

Cone: Aluminium

Knurled Adjuster: Plastic (Polyamide)

Internal Clamping Ring: Steel.

+44 (0)1246 455500

+44 (0)1246 455522

ondrives

sales@ondrives.com

www.ondrives.com

Product information updated 1st April 2011 and subject to change. Please contact Sales for the latest prices and availability.

COUPLINGS

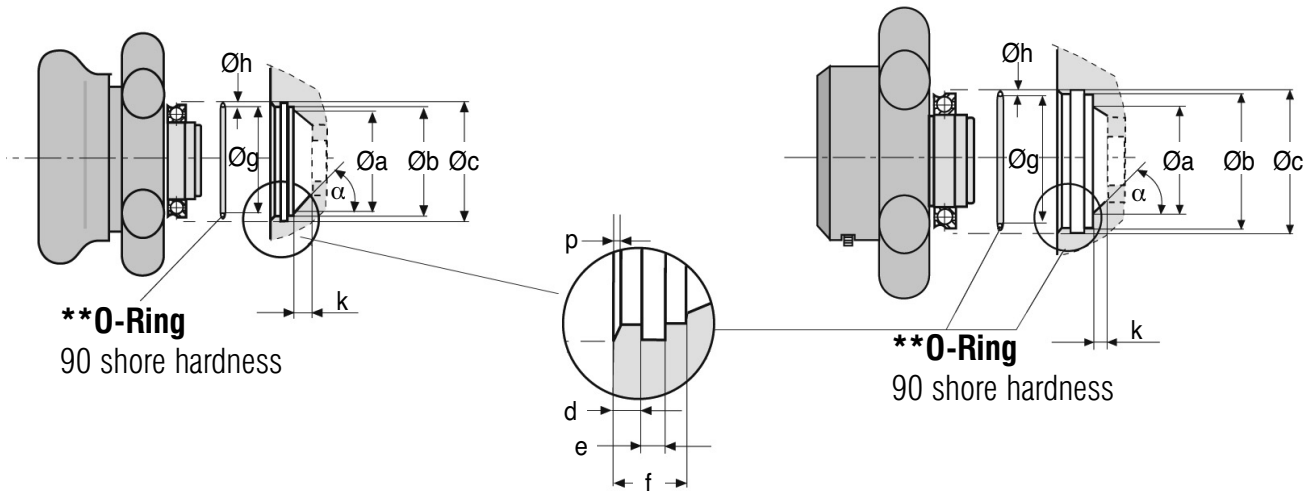
Easylock® Fast Action Clamping System

Connection Details

EL

EL11-10 to EL11-22-S and EL111-25/30-S

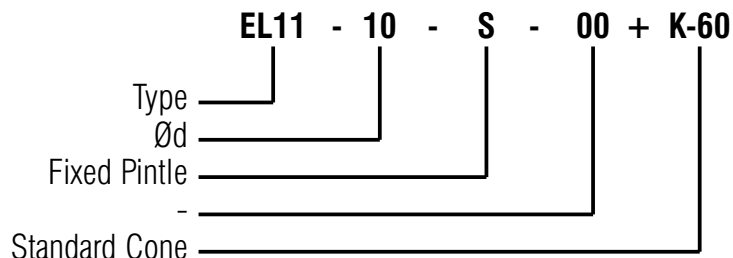
EL11-35/40S



****Note:** The O-Ring is always part of the pintle point.

Part Number	Dimensions for the connection of pintle points to the tensioning unit (S)										
	Øa	Øb G7	Øc	d	e	f	Øg	Øh	a max.	k min.	p
EL11-10-S-00+K-60	30	37	40.3 ^{+0.1}	2.7	2.5 ^{-0.2}	7.0 ^{-0.1}	37	2	45°	5	0.5x45°
EL11-15-S-00+K-60	38 ^{-1.0}	42	45.3 ^{+0.1}	2.7	2.5 ^{-0.2}	9.0	42	2	70°	3	0.5x45°
EL11-20-S-00+K-60	46 ^{+0.5}	52	55.3 ^{+0.1}	4.0	2.5 ^{-0.2}	9.5	52	2	55°	7	1.5x30°
EL11-22-S-00+K-60	46 ^{+0.5}	52	55.3 ^{+0.1}	4.0	2.5 ^{-0.2}	9.5	52	2	55°	7	1.5x30°
EL111-25-S-00+K-60	57 ^{+1.0}	65	68.3 ^{+0.1}	2.7 ^{-0.3}	2.5 ^{-0.2}	7.0	65	2	25°	11	0.5x45°
EL111-30-S-00+K-60	64 ^{+1.0}	72	79.0 ^{+0.1}	4.3	4.5 ^{±0.1}	12.0	72	4	60°	6	0.5x45°
EL11-35-S-00+K-60	73 ^{+1.0}	85	91.6 ^{+0.2}	4.7	4.5 ^{+0.1}	13.0	85	4	45°	10	0.5x45°
EL11-40-S-00+K-60	70 ^{+1.0}	100	107.0 ^{+0.1}	7.1	4.5 ^{+0.1}	18.0	100	4	45°	5	0.5x45°

Ordering Information



Features

- Shortest possible changeover times
- Also suitable for static applications
- Modular system ensures simple application to the task in hand
- No tools required
- Single handed operation
- High tensioning forces on a plain round shaft
- Also suitable for use with driven shafts
- Simple transmission of braking moments to the roll or spool; emergency stop secure
- Compact, symmetrical design
- Maintenance free
- Resistant against vibration

+44 (0)1246 455500
+44 (0)1246 455522

ondrives

sales@ondrives.com
www.ondrives.com

Product information updated 1st April 2011 and subject to change. Please contact Sales for the latest prices and availability.

COUPLINGS

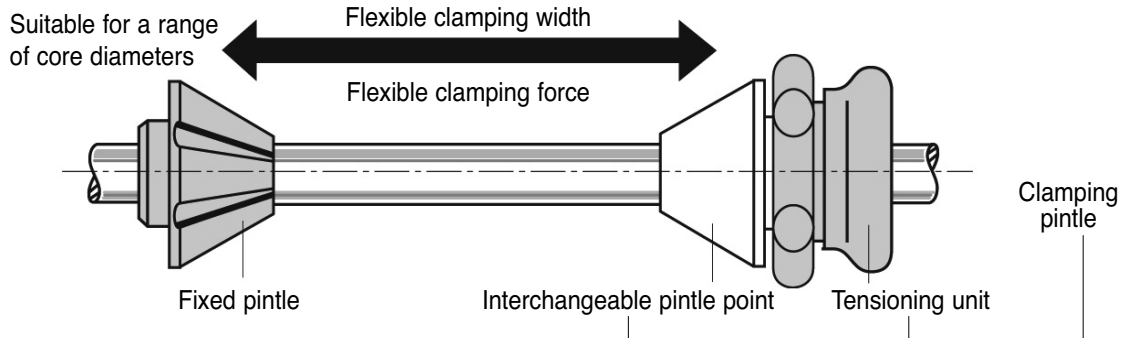
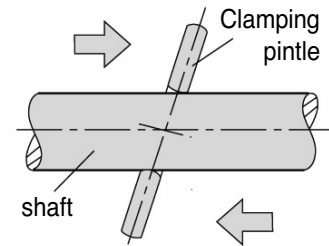
Easylock® Fast Action Clamping System

Function and Operation

Function

The Easylock® is fitted with a clamping ring which is increasingly offset to the shaft with which it engages in response to axial or tensioning forces, so creating an increasing friction contact. The greater the tensioning force, the greater the clamping effect of the ring.

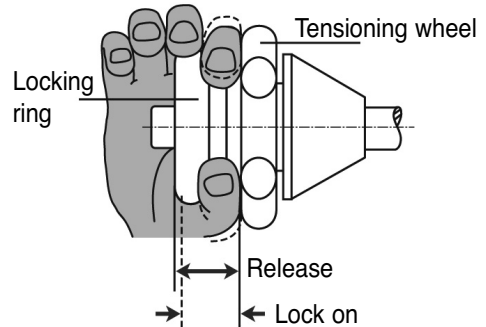
As the roll or spool is held firmly between the fixed cone and the clamping cone, braking moments are able to be transmitted from the shaft to the roll or the spool. The machine can thus be quickly stopped if a fault occurs.



Handling - Up to EL11-22 and EL111-25/30

Tensioning: Turn the tensioning wheel forwards by approx. 2 to 3 rotations. Press locking ring and tensioning wheel apart from sliding onto shaft (see Dia.). Push the clamping pintle up against the roll. Set the desired tension by turning the tensioning wheel.

Releasing: Reduce the clamping pressure by turning the tensioning wheel in the opposite direction. Press locking ring and tensioning wheel apart and pull the clamping pintle off the shaft.

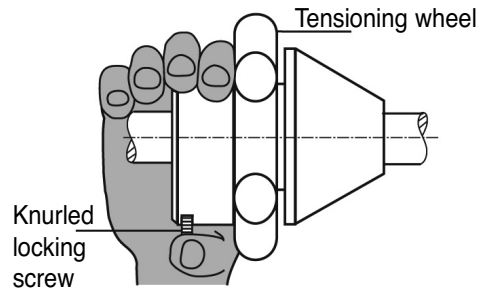


Handling - From EL11-35

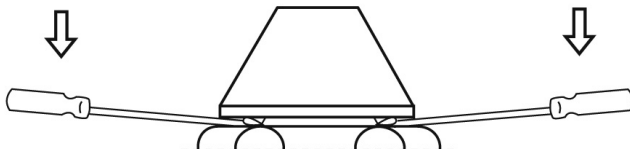
Tensioning: Turn the tensioning wheel forwards by approx. 2 to 3 rotations. Push the clamping pintle up against the roll. Turn the knurled locking screw towards the tensioning wheel with the thumb until a slight resistance can be felt. Set the desired tension by turning the tensioning wheel.

Releasing: Reduce the clamping pressure by turning the tension wheel in the opposite direction. Turn the knurled locking screw in the opposite direction with the thumb and pull the clamping pintle off the shaft.

*If the clamping pintle cannot be released immediately, turn the tensioning wheel backwards while simultaneously pushing against the roll. For variants up to EL11-22 and EL111-25/30, the tensioning wheel and the locking ring must have been separated beforehand.



Changing the pintle point



Note: The surface hardness required for the shaft is 55HRC, tolerance in diameter h6-h8, surface roughness Ra 0.35µm. From variants EL11-35 onwards, it may be necessary to use clamping threads that are dependant on the direction of rotation where heavy vibrations are present!